




# FuelUpToPlay60.com

## Educator Dashboard Guide

### Get in the game! Create an account on FuelUpToPlay60.com!

Any adult can create an account on FuelUpToPlay60.com, whether you're an educator, school district staff or community member. Create an account on FuelUpToPlay60.com today and make wellness part of the game plan in your school!



### The Educator Dashboard

After signing in to your Fuel Up to Play 60 account, be sure to explore the Educator Dashboard to familiarize yourself with the new layout.

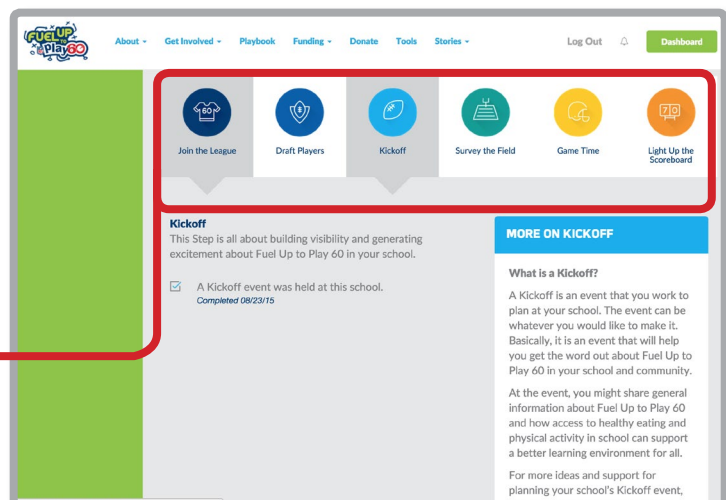
### Left Navigation Bar


This navigation bar will allow you to explore your customized Educator Dashboard. From a breakdown of the Six Steps to a message hub for notifications and updates, this bar will let you cycle through all of your personalized content.

### Six Steps

Using the left navigation bar, click on the "Six Steps" link to visit the Six Steps page for your school.

Track your school's progress by clicking through the different icons under the "SIX STEPS PROGRESS: Do Them in Any Order" title. When you have completed a step, that step's icon will fill with color.

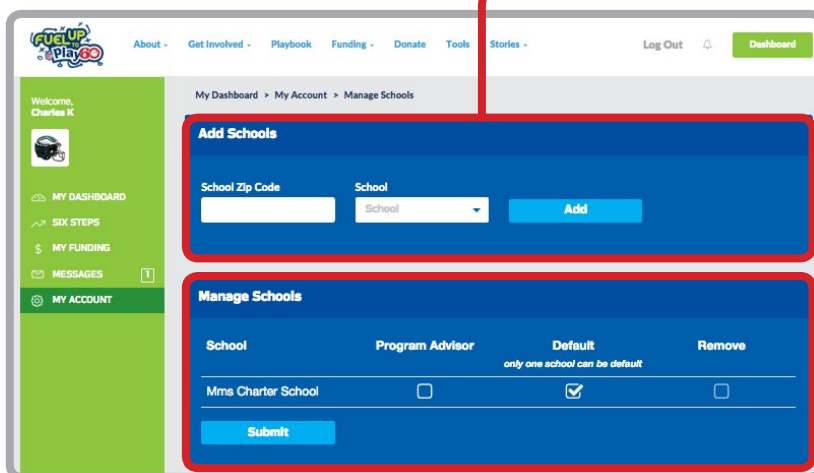




## Managing Your Schools

If you are involved in the program at two or more schools and want to add an additional school to your Dashboard, click on the “Update School List” link found at the top of the “My Dashboard” and the “Six Steps” pages.

Fill out the form in the “Add Schools” tile, then click the “Add” button to add that school to your Dashboard!



You can select your default school, select whether or not you are a Program Advisor at that school or remove that school from your list using the “Mangage Schools” tile.

## Taking Polls

Be sure to take part in the monthly Polls to see how your opinion stacks up to other Fuel Up to Play 60 members! These Polls can be found on the “My Dashboard” page of the Educator Dashboard. Simply select your answer and click “Submit” to see statistics on how others answered the question! Be sure to check back frequently, as new Poll questions will be updated several times a month!

## Share a Success Story

One of the Six Steps to becoming a Touchdown School is sharing a Success Story. On the “My Dashboard” page, scroll to the bottom to locate the tile “Share a Success Story.” Click the “Submit Your Story” button and fill out the form to submit your Success Story.

